




Encube Series VC12200 Plus


12V LiFePO₄ Li-ion Battery





 Cell Balancing Extend lifetime of battery.Current>300mA

 Safe and reliable
The safest LFP battery cell

 Bluetooth built-in Easy to access battery status

 High cycle times

 Supports series and parallel use

 Maintenance-free,easy to install and rapid awakening

Application Scenario




RV



Solar light



Golfcart



Marine



Camera



Household

Electrical

Nominal Voltage	12.8V
Nominal Capacity	200Ah
Rated Energy	2560Wh
BMS Function	Overcharge, overdischarge, overcurrent and temperature protection
Recommended Charge Voltage	14.4V - 14.6V
Discharge Cut-off Voltage	10.8V
Recommended Charge Current	≤50A
Max.Continuous Charge/Discharge Current@25 °C	100A
Peak Discharge Current	300A@5S
Voltage Configurations	12V
Maximum Configuration	Increase capacity in parallel or increasing voltage series
Maximum Time Between Charges	3 months
Monitoring	Bluetooth
Button	Power on/off and rapid awake ning

Mechanical

Dimension	520*220*270(W*H*D)/ mm
Weight	Approx. 22.9kg
Terminal	M8
Casing material	ABS

Environment

Working Temperature Range	Charge : 0~55 °C Discharge: -20~60 °C
Humidity Range	< 95%RH
Storage temperature	15 °C ~35 °C
IP protection level	IP65

